

The Pondless[®] Waterfall



safe

If you have small children and safety is a concern, you can start with a Pondless[®] Waterfall. With the simple addition of a skimmer and larger liner, you can convert your system to a pond when the kids are older.



maintenance free

Some people feel that taking care of fish would be a little too much of a responsibility, and that they won't be able to leave their pond for long periods of time, while others say they do not have enough room for a whole pond. The Pondless[®] Waterfall is virtually maintenance-free!



cost efficient

The cost of a Pondless[®] Waterfall is usually less than a full-blown pond, and waterfalls can be placed on a timer for electrical savings.



attractive


Freshen up the entrance to your office or home. A Pondless[®] Waterfall can add great curb appeal to any home or business looking to add to the aesthetic value of their property. The low cost and easy maintenance make this system an easy choice for those wanting to add some zest to their existing landscape plan.

Distributed by:

Environmental Enhancement
 Certified Aquascape Contractor
 Call for a design consultation
 940 627-3796/817 269-0654
www.dfwponds.com




The Pondless[®] Waterfall



simple




safe



soothing

*Your Own Little
 "Peace" of Paradise*





The Pondless® Waterfall

FAQs

Why is it called a Pondless® Waterfall?

Since the water level never pools above the level of the rock and gravel fill, it gives the appearance of a Pondless® Waterfall.

Where does the water come from?

A hole, deeper than a normal pond, is dug, then lined and filled with rock, gravel, and water. The water is then circulated from beneath the rocks and gravel by a pump that sits on the bottom.

Where does the water go?

The water runs through a pipe up to a BIOFALLS® filter and down a constructed waterfall and stream, where it falls back into the reservoir.

What if I want to add a pond later?



A Pondless® Waterfall is almost a stepping-stone for people who might be interested in a full-fledged pond in the future. If your contractor is resourceful, they'll make sure they leave enough room for a pond to be added later.

How does a Pondless® Waterfall circulate?

The water held within the open spaces of the gravel flows down toward the Centipede™ Module, which is connected to the Snorkel™ Vault. From there, it gets pumped up to the waterfall, where it flows by gravity back down through the gravel bed and Centipede™ Module...and the cycle begins again.

Are you interested in installing a water feature in your yard, but concerned about the safety and liabilities of having a pond? Or are you apprehensive about taking on the responsibility of maintaining a full-fledged ecosystem? Well, we have the answer for you. The Pondless® Waterfall is basically that — a waterfall and stream, without the pond.

- **Great alternative for a front yard pond;** fits in small spaces where a pond might be crowded
- **Perfect for public settings** (ex: building entrances, children's gardens, zoos, etc.) where the liabilities of a pond are a concern
- **Virtually maintenance-free!** Simply refill the reservoir every few weeks to compensate for water loss due to evaporation
- **Energy efficient** — no ecological need to run the system continuously
- **Set a timer** — ideal for vacations and night/day settings
- **No ecosystem** to worry about (fish, etc.)



EPCOT CENTER'S PONDLESS® WATERFALL
Built Summer of 2003



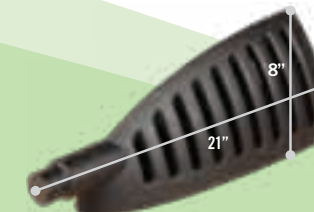
The Pondless® Waterfall
SYSTEM DETAIL



Attract wildlife — moving water is a magnet for birds, frogs, and other critters.

The Aquascape Pondless® Waterfall System Key Components

- Rigid construction supports weight of stone without bowing or cracking
- Patent pending Snorkel™ Vault allows for easy pump access and cleaning
- Modular design allows for construction of larger water features
- Snorkel™ Vault hosedetails are pre-molded for secure pipe access
- An optional waterfill valve can be added to compensate for water loss due to evaporation



MicroCentipede™ Module



MicroSnorkel™ Vault



A Pondless® Waterfall is virtually maintenance-free! Simply refill the reservoir every few weeks to compensate for water loss due to evaporation.

“...The best part about a Pondless® Waterfall is that it fits into our lifestyle — our kids love it, and it's a nice little piece of tranquility for my husband and I after a hectic day.”

— Colleen Heitzler, Pondless® Waterfall Owner